

SEPTEMBER 2023

2023 ALEC INDEX OF STATE EDUCATION FREEDOM

A 50-State Guide to Parental Empowerment

ABOUT THE AMERICAN LEGISLATIVE EXCHANGE COUNCIL

The ALEC Index of State Education Freedom was published by the American Legislative Exchange Council (ALEC) as part of its mission to increase individual liberty, prosperity, and the well-being of all Americans by advancing and promoting the principles of limited government, free markets, and federalism.

ALEC is the nation's largest nonpartisan, voluntary membership organization of state legislators, with more than 2,000 members across the nation. ALEC is governed by a [Board of Directors](#) of state legislators and is classified by the Internal Revenue Service as a 501(c)(3) nonprofit, public policy and educational organization. Individuals, philanthropic foundations, businesses and associations are eligible to support the work of ALEC through tax-deductible gifts.

Managing Editors:

Jonathan Williams

Chief Economist
Executive Vice President of Policy
American Legislative Exchange Council

Lee Schalk

Vice President of Policy
American Legislative Exchange Council

Author:

Andrew Handel

Director, Education and Workforce Development Task Force
Director, Center to Protect Free Speech
American Legislative Exchange Council



JOIN ALEC

If you are a state legislator interested in joining America's largest nonpartisan, voluntary membership organization of state policymakers, apply for membership by scanning the QR code to the left.

Applications for private sector, alumni and American City County Exchange memberships can be found at [ALEC.org/membership](https://alec.org/membership).



SUPPORT ALEC

To support ALEC and its work in the states, please scan the QR code to the left or visit the [ALEC website](https://alec.org) to make a tax-deductible gift.

ACKNOWLEDGEMENTS AND DISCLAIMERS

First and foremost, the author wishes to thank the warriors for freedom at the Allegheny Foundation and the Gleason Family Foundation, whose generous support makes the ALEC Index of State Education Freedom possible. The author would also like to thank ALEC CEO Lisa B. Nelson, Jonathan Williams, Lee Schalk, Tom Savidge, and Don Lee with Stride, Inc. for their generous contributions to this publication in addition to EdChoice, the Home School Legal Defense Association, the National Alliance for Public Charter Schools, the Digital Learning Collaborative, and the Education Commission of the States, whose data form the backbone of this publication.

All rights reserved. Except as permitted under the United States Copyright Act of 1976, no part of this publication may be reproduced or distributed in any form or by any means or stored in a database or retrieval system, without the prior permission of the publisher. The copyright to this work is held by the American Legislative Exchange Council. This publication may not be duplicated or distributed in any form without the permission of the American Legislative Exchange Council and proper attribution.

American Legislative Exchange Council

2900 Crystal Drive, Suite 600
Arlington, VA 22202
703.373.0933

[ALEC.org](https://www.alec.org)

TABLE OF CONTENTS

<u>Introduction</u>	4
<u>Overall Rankings</u>	5
<u>Scoring Categories</u>	7
Funding and Financing Programs	8
Charter Schools	10
Homeschooling	12
Virtual Schooling	14
Open Enrollment	16
<u>Methodology and Scoring Details</u>	18
Overview	19
Category 1: Funding and Financing Programs (20 Points)	19
Scoring Detail - Financing Programs	20
Category 2: Charter Schools (20 Points)	22
Scoring Detail - Charter Schools	25
Category 3: Homeschooling (20 Points)	27
Scoring Detail - Homeschooling	27
Category 4: Virtual Schooling (20 Points)	28
Scoring Detail - Virtual Schooling	28
Category 5: Open Enrollment (20 Points)	30
Intradistrict Open Enrollment	30
Interdistrict Open Enrollment	30
Scoring Detail - Open Enrollment	30
Tiebreakers	32
Letter Grading	32
Notes	32
<u>ALEC Model Policies</u>	33
<u>Endnotes</u>	34

INTRODUCTION

Friends,

For nearly 25 years, the American Legislative Exchange Council (ALEC) has published the *Report Card on American Education*, ranking the states based on a variety of performance indicators in K-12 education. I am excited to introduce the next generation of this important publication, *The ALEC Index of State Education Freedom: A 50-State Guide to Parental Empowerment*, which will take its place moving forward. This new publication is forward-looking and evaluates each state on essential policies that change students' lives by empowering parents and families with choice in education.

The COVID-19 pandemic sparked a complete reimagining of how and where students are taught around the country. More importantly, the pandemic sparked a national realization that our current "one-size-fits-all" system of public education simply does not work for too many students. While there are plenty of students who perform at their highest level in their local public schools, there are also many who would perform better in an alternate educational environment. Parents are best positioned to know where and how their children learn best, so we must empower them with as many educational choices as possible.

Public education dollars can and should follow students, not the system. In that spirit, our reimagining of the *Report Card on American Education* focuses exclusively on the policies each state has in place to ensure their students can access the best educational environment for them. We no longer look at things like student test score data, for example, because it can be strongly influenced by student demographics, income, and other factors. Instead, our goal is for this new publication to look to the future by highlighting the state policies that maximize parental empowerment, education freedom, and student achievement. Details on our new ranking and letter-grade systems can be found in the methodology section.

We hope that this publication will serve as a resource for parents looking to learn more about the programs available in their states, and for state policymakers who are looking to expand the educational options available to families. If you have any feedback or suggestions, please do not hesitate to reach out to me at ahandel@alec.org.

Andrew Handel

Director, Education and Workforce Development Task Force
Director, Center to Protect Free Speech
American Legislative Exchange Council

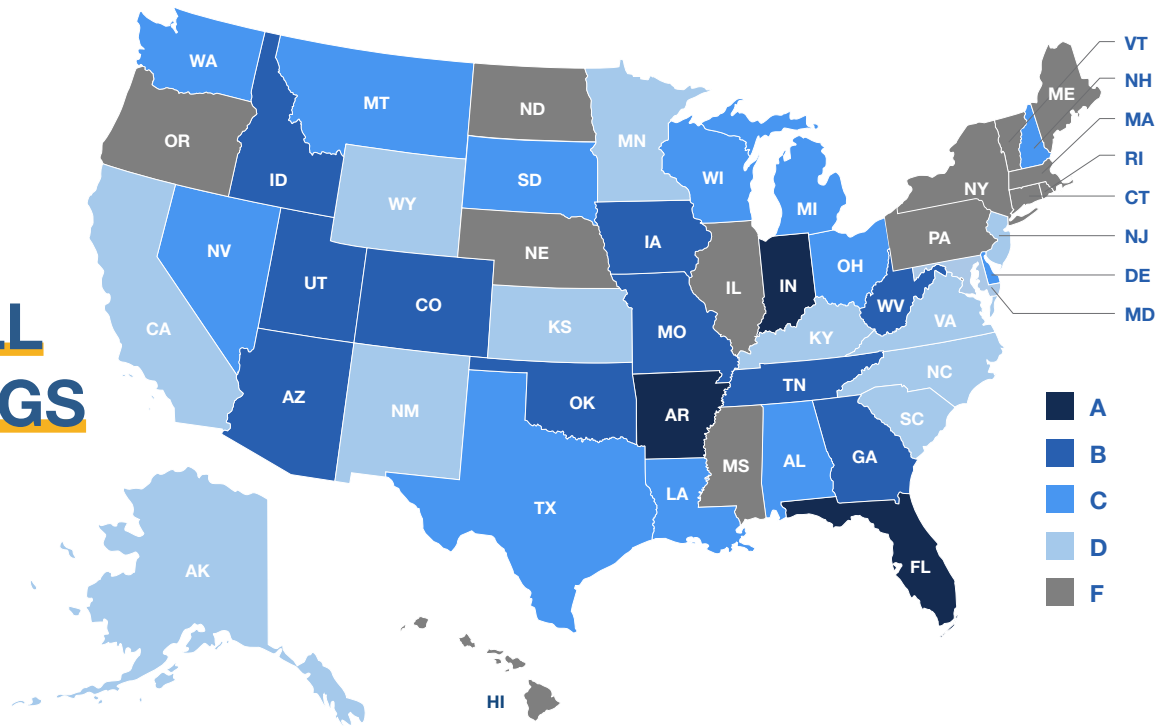
Editor's Note:

This publication reflects all programs and policies that were signed into law as of June 1st, 2023. All programs passed after this date will be reflected in the next iteration of this publication.

OVERALL RANKINGS

2023 | ALEC INDEX OF STATE EDUCATION FREEDOM

OVERALL RANKINGS



RANK	STATE	TOTAL	GRADE
1	Florida	95	A
2	Arkansas	92	A
3	Indiana	86.6	A
4	Arizona	84	B
5	Iowa	78	B
6	Tennessee	71.5	B
7	Oklahoma	69	B
8	Idaho	68	B
9	Utah	67	B
10	West Virginia	66.6	B
11	Georgia	65.8	B
12	Missouri	58.2	B
13	Colorado	57.5	B
14	Louisiana	56.5	C
15	Delaware	55	C
16	Nevada	53	C
16	Michigan	53	C
16	Wisconsin	53	C
19	Montana	50	C
20	New Hampshire	49	C
21	Texas	48	C
22	Alabama	47	C
23	Ohio	44	C
24	South Dakota	43	C
24	Washington	43	C

RANK	STATE	TOTAL	GRADE
26	South Carolina	42.2	D
27	Maryland	42	D
27	Minnesota	42	D
29	New Jersey	40	D
30	Kentucky	38.8	D
31	Kansas	38	D
31	Virginia	38	D
33	Alaska	37	D
33	Wyoming	37	D
35	North Carolina	36	D
35	California	36	D
35	New Mexico	36	D
38	Hawaii	35	F
39	Illinois	34	F
40	Nebraska	33.5	F
41	Mississippi	31.3	F
42	Connecticut	31	F
43	Maine	25.4	F
44	Pennsylvania	24.6	F
45	Oregon	24	F
46	North Dakota	18	F
47	Vermont	16.8	F
48	New York	15	F
49	Rhode Island	14	F
49	Massachusetts	14	F

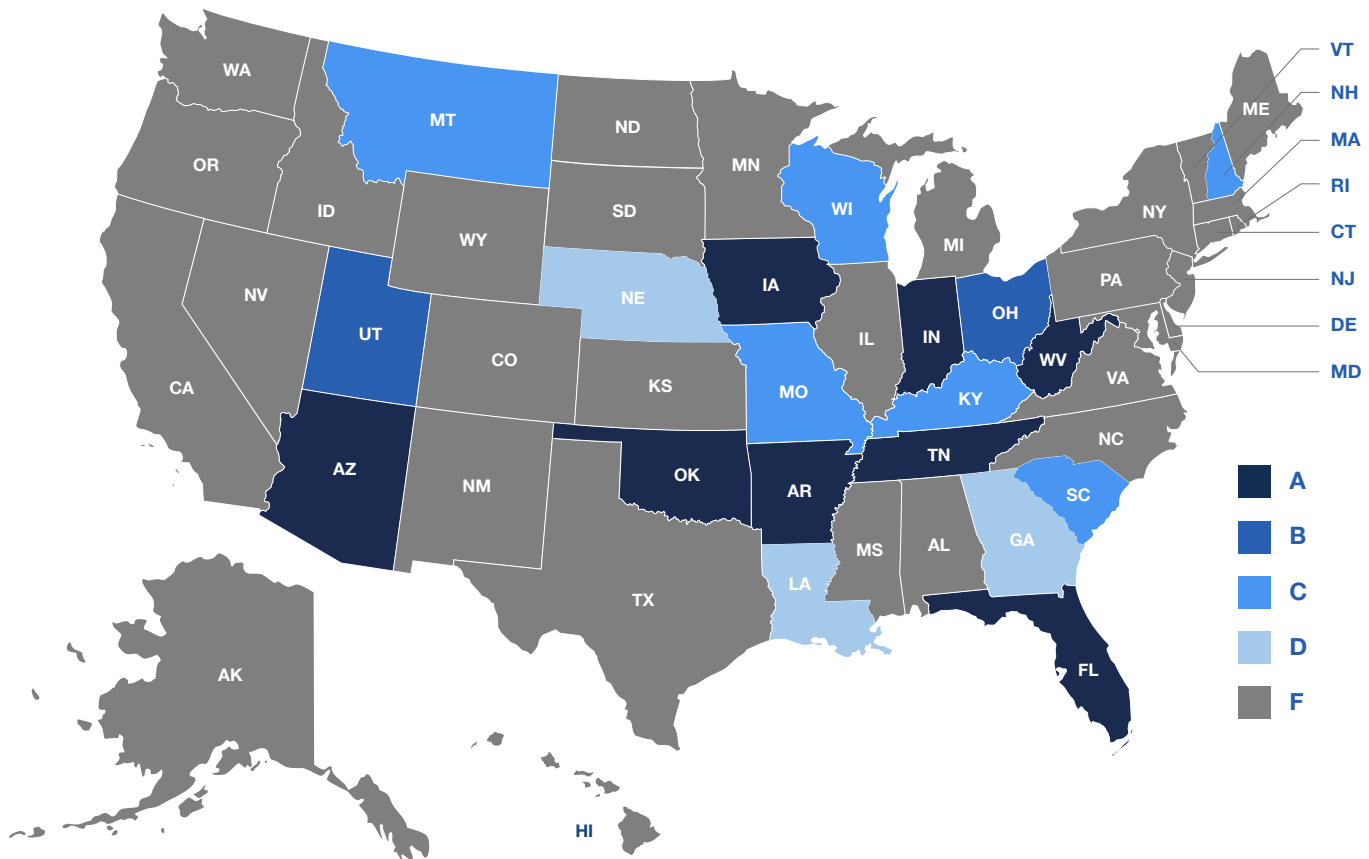
SCORING CATEGORIES

2023 | ALEC INDEX OF STATE EDUCATION FREEDOM

SCORING CATEGORIES

Funding and Financing Programs

In addition to making it easier for families to access other educational choice options like virtual schools, home schools, charter schools, and more, states need to make sure that dollars follow these students to whatever educational environment is best for them. This category looks at education scholarship account (ESA) programs, vouchers, and tax-credit scholarship programs that enable students to attend their school of choice, with an emphasis on universal programs that all students can utilize. These rankings are based on program data from EdChoice¹.



SCORING CATEGORIES

Funding and Financing Programs

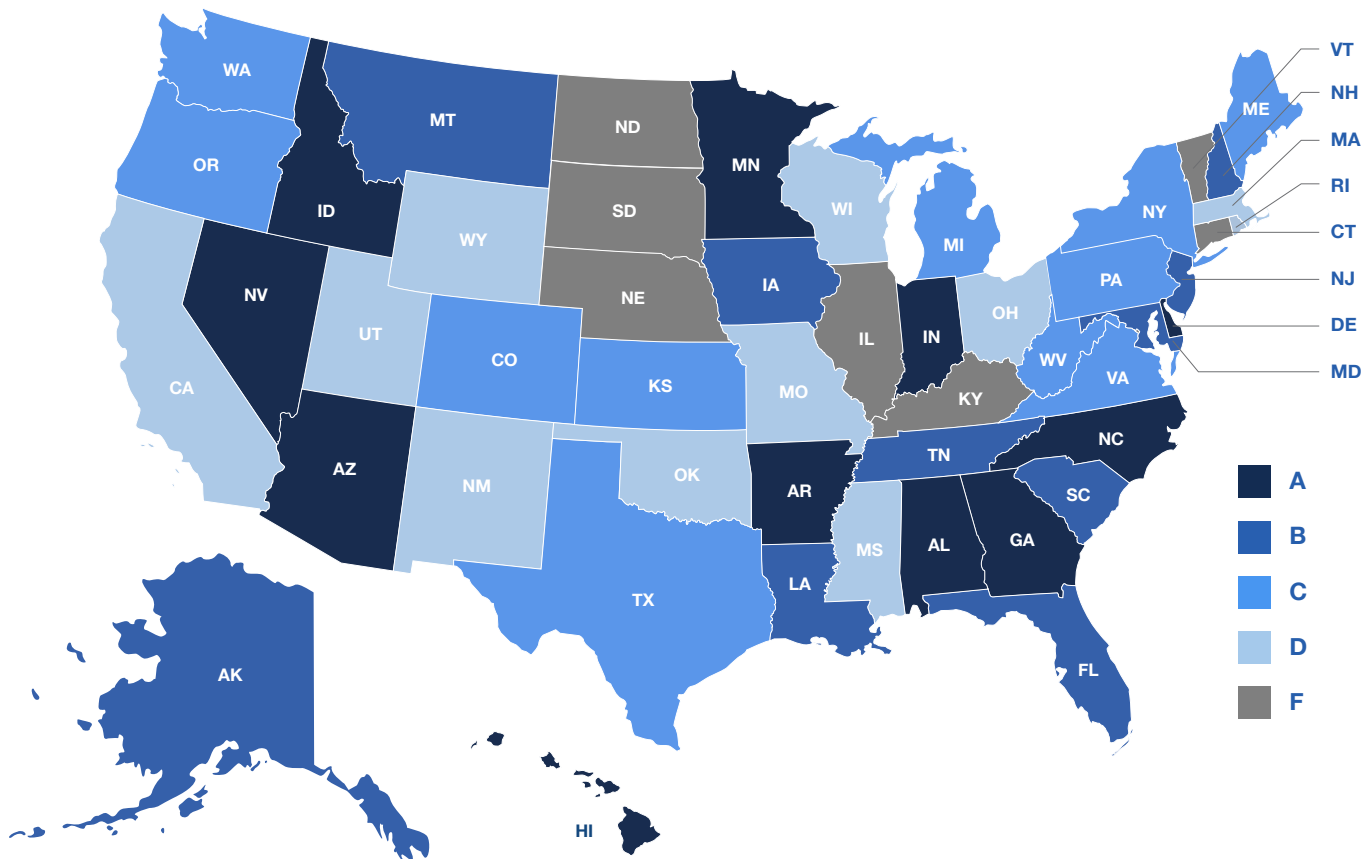
RANK	STATE	TOTAL	GRADE
1	Arizona	25	A
1	Arkansas	25	A
1	Florida	25	A
1	Iowa	25	A
5	West Virginia	23.6	A
6	Indiana	19.6	A
7	Oklahoma	17.5	A
7	Tennessee	17.5	A
9	Ohio	15	B
9	Utah	15	B
11	New Hampshire	11	C
12	Missouri	10.2	C
13	Montana	10	C
13	Wisconsin	10	C
15	Kentucky	9.8	C
16	South Carolina	9.2	C
17	Nebraska	8.5	D
18	Georgia	7.8	D
19	Louisiana	6.5	D
20	Pennsylvania	3.6	F
21	North Carolina	3	F
22	Virginia	2	F
23	Mississippi	0.8	F
23	Vermont	0.8	F
25	Maine	0.4	F

RANK	STATE	TOTAL	GRADE
50	Alabama	0	F
50	Illinois	0	F
50	Kansas	0	F
50	Maryland	0	F
50	Nevada	0	F
50	Rhode Island	0	F
50	South Dakota	0	F
50	Alaska	0	F
50	California	0	F
50	Colorado	0	F
50	Connecticut	0	F
50	Delaware	0	F
50	Hawaii	0	F
50	Idaho	0	F
50	Massachusetts	0	F
50	Michigan	0	F
50	Minnesota	0	F
50	New Jersey	0	F
50	New Mexico	0	F
50	New York	0	F
50	North Dakota	0	F
50	Oregon	0	F
50	Texas	0	F
50	Washington	0	F
50	Wyoming	0	F

SCORING CATEGORIES

Charter Schools

Charter schools are tuition-free public schools that operate without the same regulations given to traditional public schools. In exchange for this freedom to innovate, charter schools commit to obtaining specific learning goals. So long as these goals are met, the charter school can continue to operate. A state earns top marks in this category when the growth of charters is not capped, when a universal and/or non-district authorizer is available, and when charter schools receive similar funding to their traditional public-school counterparts. These rankings are based on data from the National Alliance for Public Charter Schools' Charter Law Database².



SCORING CATEGORIES

Charter Schools

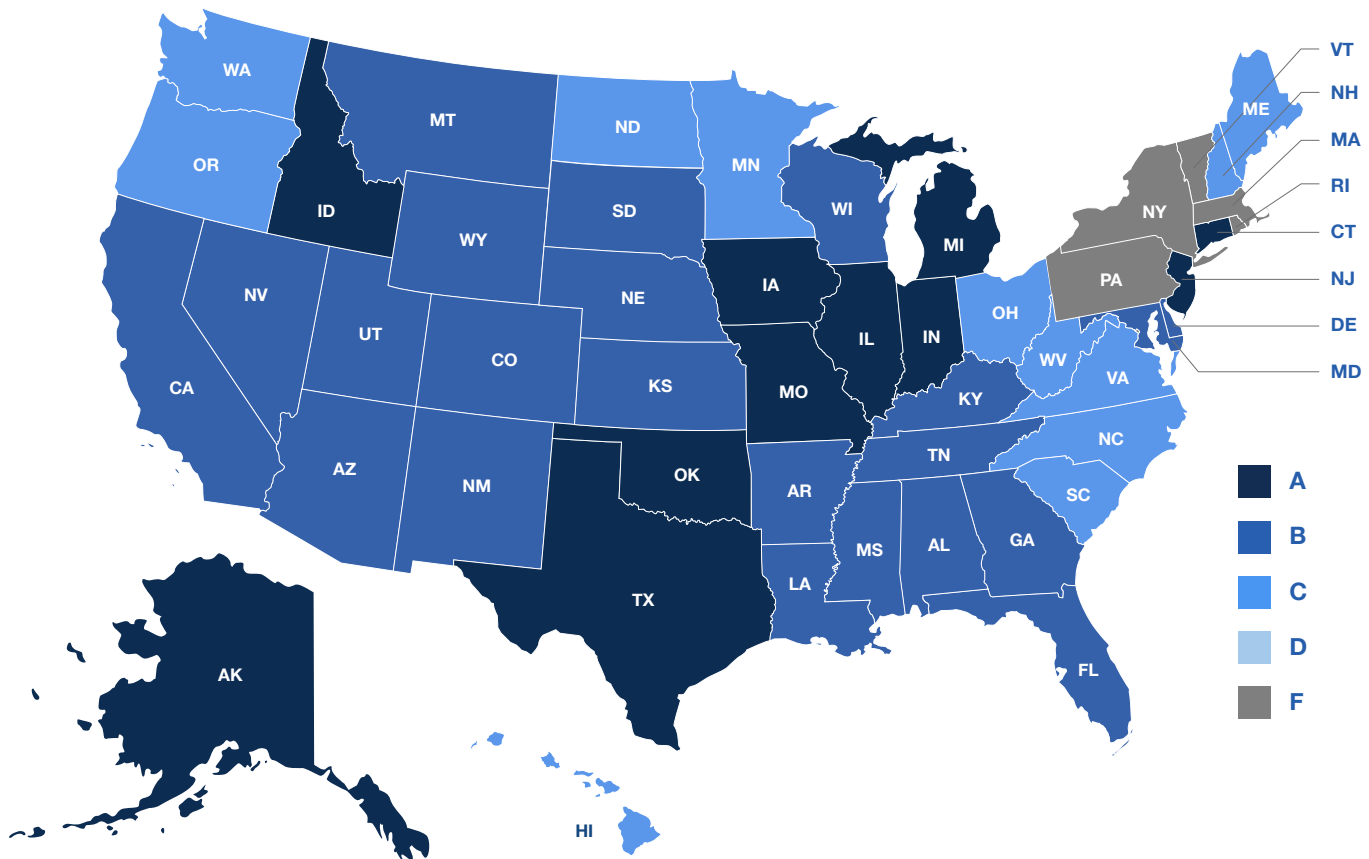
RANK	STATE	TOTAL	GRADE
1	Alabama	20	A
1	Arizona	20	A
1	Arkansas	20	A
1	Delaware	20	A
1	Georgia	20	A
1	Hawaii	20	A
1	Idaho	20	A
1	Indiana	20	A
1	Minnesota	20	A
1	Nevada	20	A
1	North Carolina	20	A
12	Alaska	17	B
13	Florida	15	B
13	Iowa	15	B
13	Louisiana	15	B
13	Maryland	15	B
13	Montana	15	B
13	New Hampshire	15	B
13	New Jersey	15	B
13	South Carolina	15	B
13	Tennessee	15	B
22	Colorado	14.5	C
23	Pennsylvania	12	C
24	Kansas	10	C
24	Maine	10	C

RANK	STATE	TOTAL	GRADE
24	Michigan	10	C
24	New York	10	C
24	Oregon	10	C
24	Texas	10	C
24	Virginia	10	C
24	Washington	10	C
24	West Virginia	10	C
33	Oklahoma	9.5	D
34	Mississippi	5.5	D
35	California	5	D
35	Massachusetts	5	D
35	Missouri	5	D
35	New Mexico	5	D
35	Ohio	5	D
35	Rhode Island	5	D
35	Utah	5	D
35	Wisconsin	5	D
35	Wyoming	5	D
50	Connecticut	0	F
50	Illinois	0	F
50	Kentucky	0	F
50	Nebraska	0	F
50	North Dakota	0	F
50	South Dakota	0	F
50	Vermont	0	F

SCORING CATEGORIES

Homeschooling

Homeschooling is perhaps the most customizable and tailored approach to learning for students. Thanks to this flexibility, homeschooled students receive a unique educational experience that is parent-led and primarily home-based. State laws should allow these parents maximum flexibility to teach their students in the best manner possible by minimizing burdensome regulations. States earn an “A” when regulations that can impede the homeschooling experience, like testing, academic, or notification requirements, are not present. These rankings are based on data from the Home School Legal Defense Association³.



SCORING CATEGORIES

Homeschooling

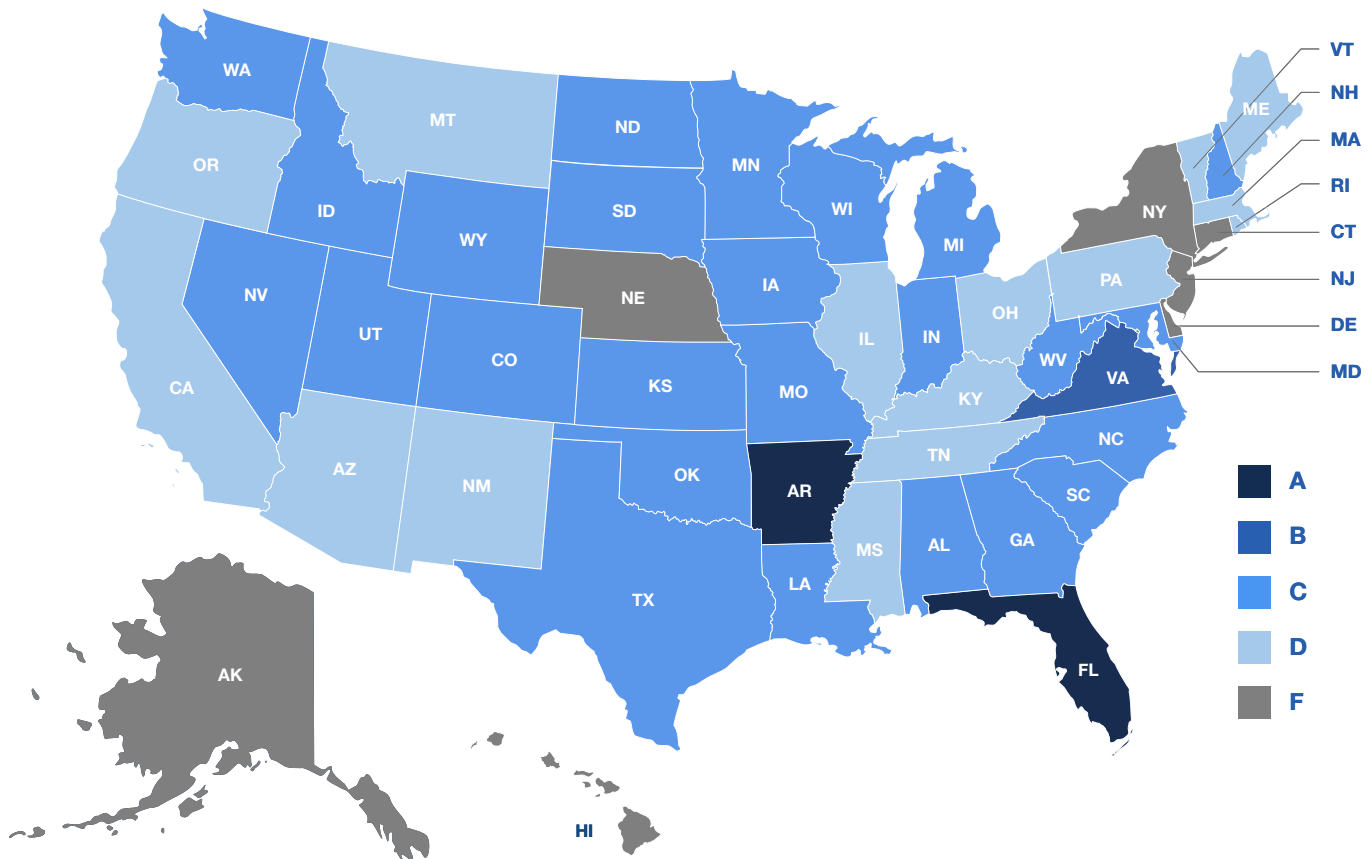
RANK	STATE	TOTAL	GRADE
1	Alaska	20	A
1	Connecticut	20	A
1	Idaho	20	A
1	Illinois	20	A
1	Indiana	20	A
1	Iowa	20	A
1	Michigan	20	A
1	Missouri	20	A
1	New Jersey	20	A
1	Oklahoma	20	A
1	Texas	20	A
12	Alabama	15	B
12	Arizona	15	B
12	Arkansas	15	B
12	California	15	B
12	Colorado	15	B
12	Delaware	15	B
12	Florida	15	B
12	Georgia	15	B
12	Kansas	15	B
12	Kentucky	15	B
12	Louisiana	15	B
12	Maryland	15	B
12	Mississippi	15	B
12	Montana	15	B

RANK	STATE	TOTAL	GRADE
12	Nebraska	15	B
12	Nevada	15	B
12	New Mexico	15	B
12	South Dakota	15	B
12	Tennessee	15	B
12	Utah	15	B
12	Wisconsin	15	B
12	Wyoming	15	B
34	Hawaii	5	C
34	Maine	5	C
34	Minnesota	5	C
34	New Hampshire	5	C
34	North Carolina	5	C
34	North Dakota	5	C
34	Ohio	5	C
34	Oregon	5	C
34	South Carolina	5	C
34	Virginia	5	C
34	Washington	5	C
34	West Virginia	5	C
50	Massachusetts	0	F
50	New York	0	F
50	Pennsylvania	0	F
50	Rhode Island	0	F
50	Vermont	0	F

SCORING CATEGORIES

Virtual Schooling

Virtual schools offer online classrooms where students are taught by teachers certified in online pedagogy. The software used in these virtual schools is specially tailored to an online learning environment. This should not be confused with the emergency crisis remote learning utilized by many public schools when they transitioned to “Zoom learning” during the COVID-19 pandemic. The best states for virtual schooling have options available statewide and across school districts. These states also require some online learning to graduate high school and provide an approval process for online providers and courses. These rankings are based on data from the Digital Learning Collaborative⁴.



SCORING CATEGORIES

Virtual Schooling

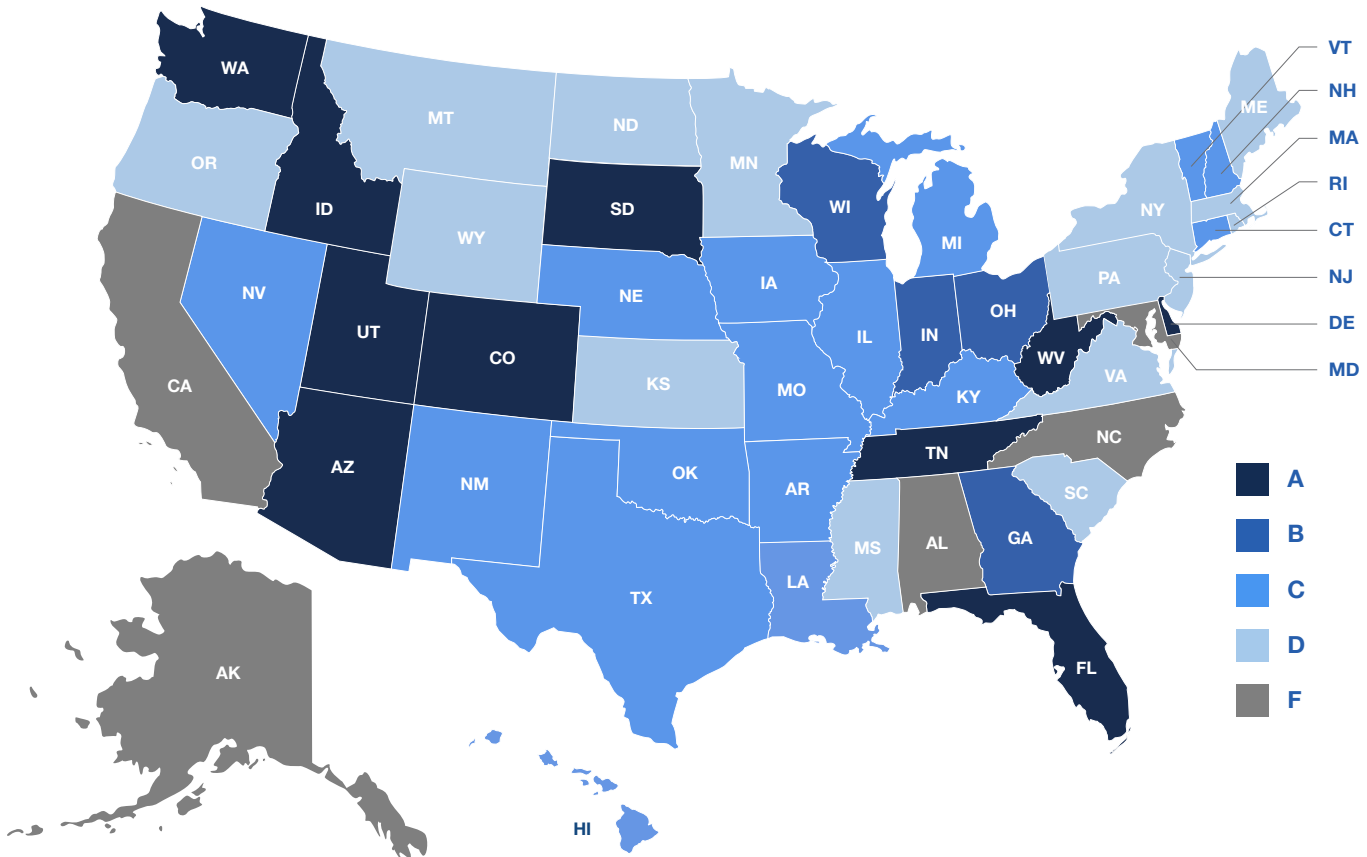
RANK	STATE	TOTAL	GRADE
1	Arkansas	20	A
1	Florida	20	A
3	Virginia	16	B
4	Alabama	12	C
4	Indiana	12	C
4	Maryland	12	C
4	Michigan	12	C
4	Minnesota	12	C
4	Missouri	12	C
4	Nevada	12	C
4	Oklahoma	12	C
4	Utah	12	C
4	Wyoming	12	C
14	Colorado	8	C
14	Georgia	8	C
14	Idaho	8	C
14	Iowa	8	C
14	Kansas	8	C
14	Louisiana	8	C
14	New Hampshire	8	C
14	North Carolina	8	C
14	North Dakota	8	C
14	South Carolina	8	C
14	South Dakota	8	C
14	Texas	8	C

RANK	STATE	TOTAL	GRADE
14	Washington	8	C
14	West Virginia	8	C
14	Wisconsin	8	C
29	Arizona	4	D
29	California	4	D
29	Illinois	4	D
29	Kentucky	4	D
29	Maine	4	D
29	Massachusetts	4	D
29	Mississippi	4	D
29	Montana	4	D
29	New Mexico	4	D
29	Ohio	4	D
29	Oregon	4	D
29	Pennsylvania	4	D
29	Rhode Island	4	D
29	Tennessee	4	D
29	Vermont	4	D
50	Alaska	0	F
50	Connecticut	0	F
50	Delaware	0	F
50	Hawaii	0	F
50	Nebraska	0	F
50	New Jersey	0	F
50	New York	0	F

SCORING CATEGORIES

Open Enrollment

Open enrollment refers to policies that allow students to attend a traditional public school outside of their designated attendance zone. There are two types of open enrollment: interdistrict and intradistrict. Interdistrict open enrollment policies allow students to transfer to a traditional public school outside of their assigned school district. Intradistrict open enrollment policies allow students to transfer to another traditional public school outside of their attendance zone but still within the same school district. The best open enrollment policies permit both inter- and intradistrict open enrollment while mandating that school districts participate in these programs, subject only to reasonable limitations like classroom space. These rankings are based on data from the Education Commission of the States⁵.



SCORING CATEGORIES

Open Enrollment

RANK	STATE	TOTAL	GRADE
1	Arizona	20	A
1	Colorado	20	A
1	Delaware	20	A
1	Florida	20	A
1	Idaho	20	A
1	South Dakota	20	A
1	Tennessee	20	A
1	Utah	20	A
1	Washington	20	A
1	West Virginia	20	A
11	Georgia	15	B
11	Indiana	15	B
11	Ohio	15	B
11	Wisconsin	15	B
15	Arkansas	12	C
15	California	12	C
15	Louisiana	12	C
15	New Mexico	12	C
15	Vermont	12	C
20	Connecticut	11	C
20	Michigan	11	C
20	Missouri	11	C
23	Hawaii	10	C
23	Illinois	10	C
23	Iowa	10	C

RANK	STATE	TOTAL	GRADE
23	Kentucky	10	C
23	Nebraska	10	C
23	New Hampshire	10	C
23	Oklahoma	10	C
23	Texas	10	C
31	Maine	6	D
31	Mississippi	6	D
31	Montana	6	D
31	Nevada	6	D
35	Kansas	5	D
35	Massachusetts	5	D
35	Minnesota	5	D
35	New Jersey	5	D
35	New York	5	D
35	North Dakota	5	D
35	Oregon	5	D
35	Pennsylvania	5	D
35	Rhode Island	5	D
35	South Carolina	5	D
35	Virginia	5	D
35	Wyoming	5	D
50	Alabama	0	F
50	Alaska	0	F
50	Maryland	0	F
50	North Carolina	0	F

METHODOLOGY & SCORING DETAILS

2023 | ALEC INDEX OF STATE EDUCATION FREEDOM

METHODOLOGY AND SCORING DETAILS

Overview

The ALEC Index of State Education Freedom ranks each state based on the availability of various educational environments, including charter schools, homeschooling, virtual schools, and public schools (through open enrollment policies). The index also takes a look at the financing programs that each state has available to families and rates them based on how many families are able to take advantage of it and how much funding is provided.

Too many communities around the country utilize a “one-size-fits-all” system of education, assigning children to a public school based on nothing more than a street address. This arcane method neglects the unique and individual needs of each student and fails to recognize that, while many students will succeed and thrive in their local public school, many will also experience more success through various non-public educational options.

The goal of this publication is to offer a comprehensive look at the educational options available to American families and, most importantly, demonstrate where each state can improve and keep pace with their peers. We hope that this newly reimagined publication serves as a resource to the dedicated policymakers around the country who are looking to expand freedom in education for their constituents.

Category 1: Funding and Financing Programs (20 Points)

Education Scholarship Account (ESA), voucher, and tax-credit scholarship programs are individually graded on a 20-point scale. The program with the highest score represents the state’s overall score for the funding and financing category. Since ESAs are far superior to vouchers and tax-credit scholarships thanks to their enhanced flexibility, these programs are awarded a 5-point bonus.

- Each program starts with 20 points. Subtractions are then made in the following manner:
- 5 points are deducted if funding for the program is not tied directly to the state’s education funding formula. This ensures that scholarship values keep pace with traditional public-school funding.
- 5 points are deducted if an enrollment cap is present, regardless of how high or low it is or if the cap increases by some amount over time.
- 5 points are deducted if either of the following is true:
 - There is a cap present on the program’s individual scholarship values, unless the cap is at least 90% of the funds that would have otherwise been spent to educate the student in their local public school; or
 - There is a cap present on the program’s total funding.
- 0.25 points are deducted for every 1% of the state’s student population that is not eligible to participate in the program.

Data Source: [EdChoice](#)

METHODOLOGY AND SCORING DETAILS

Category 1: Funding and Financing Programs (20 Points)

The tables below list the current education freedom financing programs in each state along with the program type and total score. The highest scoring program represents the state's score for the funding and financing scoring category.

ALABAMA

PROGRAM	TYPE	SCORE
Education Scholarship Program	Tax-Credit Scholarship	0

ARIZONA

PROGRAM	TYPE	SCORE
Empowerment Scholarship Accounts	Education Scholarship Account	25
"Switcher" Individual Income Tax Credit Scholarship Program	Tax-Credit Scholarship	13.4
Lexie's Law for Disabled and Displaced Students Tax Credit Scholarship Program	Tax-Credit Scholarship	0
Low-Income Corporate Income Tax Credit Scholarship Program	Tax-Credit Scholarship	0.4
Original Individual Income Tax Credit Scholarship Program	Tax-Credit Scholarship	15

ARKANSAS

PROGRAM	TYPE	SCORE
Succeed Scholarship Program	Voucher	3
Philanthropic Investment in Arkansas Kids Scholarship Program	Tax-Credit Scholarship	2.6
Arkansas Children's Educational Freedom Account Program	Education Scholarship Account	25

FLORIDA

PROGRAM	TYPE	SCORE
Florida Tax Credit Scholarship Program	Tax-Credit Scholarship	12.4
Family Empowerment Scholarship for Students with Unique Abilities	Education Scholarship Account	2
Family Empowerment Scholarship Program	Voucher	7.2
Hope Scholarship Program	Tax-Credit Scholarship	15
Family Empowerment Scholarship for Educational Options Program	Education Scholarship Account	25

GEORGIA

PROGRAM	TYPE	SCORE
Qualified Education Expense Tax Credit	Tax-Credit Scholarship	7.8
Georgia Special Needs Scholarship Program	Voucher	2.4

ILLINOIS

PROGRAM	TYPE	SCORE
Invest in Kids Program	Tax-Credit Scholarship	0

INDIANA

PROGRAM	TYPE	SCORE
Education Scholarship Program	Education Scholarship Account	2.8
School Scholarship Tax Credit	Tax-Credit Scholarship	5.4
Choice Scholarship Program	Voucher	15.4

IOWA

PROGRAM	TYPE	SCORE
School Tuition Organization Tax Credit	Tax-Credit Scholarship	1
Students First Education Savings Account Program	Education Scholarship Account	25

KANSAS

PROGRAM	TYPE	SCORE
Tax Credit for Low-Income Students Scholarship Program	Tax-Credit Scholarship	0

KENTUCKY

PROGRAM	TYPE	SCORE
Education Opportunity Account Program	Education Scholarship Account	9.8

LOUISIANA

PROGRAM	TYPE	SCORE
Tuition Donation Tax Credit	Tax-Credit Scholarship	6.5
Student Scholarships for Educational Excellence Program	Voucher	2.2
School Choice Program for Certain Students with Exceptionalities	Voucher	0

MAINE

PROGRAM	TYPE	SCORE
Town Tuitioning Program	Voucher	0.4

MARYLAND

PROGRAM	TYPE	SCORE
Broadening Options and Opportunities for Students Today (BOOST) Program	Voucher	0

MISSISSIPPI

PROGRAM	TYPE	SCORE
Nate Rogers Scholarship for Students with Disabilities Program	Voucher	0.6
Mississippi Dyslexia Therapy Scholarship for Students with Dyslexia Program	Voucher	0.8
Equal Opportunity for Students with Special Needs Program	Education Scholarship Account	0

MISSOURI

PROGRAM	TYPE	SCORE
Missouri Empowerment Scholarship Accounts	Education Scholarship Account	10.2

MONTANA

PROGRAM	TYPE	SCORE
Tax Credits for Contributions to Student Scholarship Organizations	Tax-Credit Scholarship	10
Montana Special Needs Equal Opportunity Education Savings Account Program	Education Scholarship Program	0.4

NEVADA

PROGRAM	TYPE	SCORE
Nevada Educational Choice Scholarship Program	Tax-Credit Scholarship	0

NEW HAMPSHIRE

PROGRAM	TYPE	SCORE
Education Freedom Account Program	Education Scholarship Account	11
Town Tuitioning Program	Voucher	0.2
Education Tax Credit Program	Tax-Credit Scholarship	0

NORTH CAROLINA

PROGRAM	TYPE	SCORE
Opportunity Scholarships	Voucher	3
Personal Education Student Accounts for Children with Disabilities	Education Scholarship Account	0

OHIO

PROGRAM	TYPE	SCORE
Autism Scholarship Program	Voucher	0
Jon Peterson Special Needs Scholarship Program	Voucher	0
Ohio Tax-Credit Scholarship Program	Tax-Credit Scholarship	15
Income-Based Scholarship Program	Voucher	0
Educational Choice Scholarship Program	Voucher	0
Cleveland Scholarship Program	Voucher	10

OKLAHOMA

PROGRAM	TYPE	SCORE
Lindsey Nicole Henry Scholarships for Students with Disabilities	Voucher	3.6
Oklahoma Equal Opportunity Education Scholarships	Tax-Credit Scholarship	6.2
Oklahoma Parental Choice Tax Credit Act	Education Scholarship Account	17.5

PENNSYLVANIA

PROGRAM	TYPE	SCORE
Educational Improvement Tax Credit Program	Tax-Credit Scholarship	3.6
Opportunity Scholarship Tax Credit Program	Tax-Credit Scholarship	0

RHODE ISLAND

PROGRAM	TYPE	SCORE
Tax Credits for Contributions to Scholarship Organizations	Tax-Credit Scholarship	0

SOUTH CAROLINA

PROGRAM	TYPE	SCORE
Educational Credit for Exceptional Needs Children Fund	Tax-Credit Scholarship	0
Educational Scholarship Trust Fund	Education Scholarship Account	9.2

SOUTH DAKOTA

PROGRAM	TYPE	SCORE
Partners in Education Tax Credit Program	Tax-Credit Scholarship	0

TENNESSEE

PROGRAM	TYPE	SCORE
Individualized Education Accounts	Education Scholarship Account	5.4
Education Savings Account Pilot Program	Voucher	17.5

UTAH

PROGRAM	TYPE	SCORE
Carson Smith Special Needs Scholarship Program	Voucher	0
Special Needs Opportunity Scholarship Program	Tax-Credit Scholarship	0
Utah Fits All Scholarship Program	Education Scholarship Account	15

VERMONT

PROGRAM	TYPE	SCORE
Town Tuitioning Program	Voucher	0.8

VIRGINIA

PROGRAM	TYPE	SCORE
Education Improvement Scholarships Tax Credits Program	Tax-Credit Scholarship	2

WEST VIRGINIA

PROGRAM	TYPE	SCORE
Hope Scholarship Program	Education Scholarship Account	23.6

WISCONSIN

PROGRAM	TYPE	SCORE
Special Needs Scholarship Program	Voucher	0
Statewide Parental Choice Program	Voucher	0
Racine Parental Private School Choice Program	Voucher	10
Milwaukee Parental Choice Program	Voucher	10

METHODOLOGY AND SCORING DETAILS

Category 2: Charter Schools (20 Points)

- 4 points are awarded when non-district charter school authorizers are available.
- 1 point is awarded when a universal charter school authorizer is available.
- 10 points are awarded when there is no cap on charter school growth in the state.
- 5 points are awarded when charter schools in the state receive, on average, at least 90% of the typical funds provided to traditional schools.

Data Source: [The National Alliance for Public Charter Schools](#)

SCORING DETAIL - CHARTER SCHOOLS

STATE	NO CAP ON GROWTH	NON-DISTRICT AUTHORIZER	UNIVERSAL AUTHORIZER	FUNDING PARITY	TOTAL
Alabama	10	4	1	5	20
Alaska	10	2	0	5	17
Arizona	10	4	1	5	20
Arkansas	10	4	1	5	20
California	0	0	0	5	5
Colorado	10	4	0.5	0	14.5
Connecticut	0	0	0	0	0
Delaware	10	4	1	5	20
Florida	5	4	1	5	15
Georgia	10	4	1	5	20
Hawaii	10	4	1	5	20
Idaho	10	4	1	5	20
Illinois	0	0	0	0	0
Indiana	10	4	1	5	20
Iowa	10	4	1	0	15

STATE	NO CAP ON GROWTH	NON-DISTRICT AUTHORIZER	UNIVERSAL AUTHORIZER	FUNDING PARITY	TOTAL
Kansas	10	0	0	0	10
Kentucky	0	0	0	0	0
Louisiana	10	4	1	0	15
Maine	0	4	1	5	10
Maryland	10	0	0	5	15
Massachusetts	0	4	1	0	5
Michigan	0	4	1	5	10
Minnesota	10	4	1	5	20
Mississippi	0	0	0.5	5	5.5
Missouri	0	0	0	5	5
Montana	10	4	1	0	15
Nebraska	0	0	0	0	0
Nevada	10	4	1	5	20
New Hampshire	10	4	1	0	15
New Jersey	10	4	1	0	15
New Mexico	0	4	1	0	5
New York	0	4	1	5	10
North Carolina	10	4	1	5	20
North Dakota	0	0	0	0	0
Ohio	0	4	1	0	5
Oklahoma	0	4	0.5	5	9.5
Oregon	10	0	0	0	10
Pennsylvania	10	2	0	0	12
Rhode Island	0	0	0	5	5
South Carolina	10	4	1	0	15
South Dakota	0	0	0	0	0
Tennessee	10	0	0	5	15
Texas	0	4	1	5	10
Utah	0	4	1	0	5
Vermont	0	0	0	0	0
Virginia	10	0	0	0	10
Washington	0	4	1	5	10
West Virginia	0	4	1	5	10
Wisconsin	0	4	1	0	5
Wyoming	0	4	1	0	5

METHODOLOGY AND SCORING DETAILS

Category 3: Homeschooling (20 Points)

- 0 points are awarded to “high regulation” states
- 5 points are awarded to “moderate regulation” states
- 15 points are awarded to “low regulation” states
- 20 points are awarded to “no notice, low regulation” states

Data Source: [The Home School Legal Defense Association](#)

SCORING DETAIL - HOMESCHOOLING

STATE	REGULATORY ENVIRONMENT	SCORE
Alabama	Low	15
Alaska	No notice, low regulation	20
Arizona	Low	15
Arkansas	Low	15
California	Low	15
Colorado	Low	15
Connecticut	No notice, low regulation	20
Delaware	Low	15
Florida	Low	15
Georgia	Low	15
Hawaii	Moderate	5
Idaho	No notice, low regulation	20
Illinois	No notice, low regulation	20
Indiana	No notice, low regulation	20
Iowa	No notice, low regulation	20
Kansas	Low	15
Kentucky	Low	15

STATE	REGULATORY ENVIRONMENT	SCORE
Louisiana	Low	15
Maine	Moderate	5
Maryland	Low	15
Massachusetts	High	0
Michigan	No notice, low regulation	20
Minnesota	Moderate	5
Mississippi	Low	15
Missouri	No notice, low regulation	20
Montana	Low	15
Nebraska	Low	15
Nevada	Low	15
New Hampshire	Moderate	5
New Jersey	No notice, low regulation	20
New Mexico	Low	15
New York	High	0
North Carolina	Moderate	5
North Dakota	Moderate	5
Ohio	Moderate	5
Oklahoma	No notice, low regulation	20
Oregon	Moderate	5
Pennsylvania	High	0
Rhode Island	High	0
South Carolina	Moderate	5
South Dakota	Low	15
Tennessee	Low	15
Texas	No notice, low regulation	20
Utah	Low	15
Vermont	High	0
Virginia	Moderate	5
Washington	Moderate	5
West Virginia	Moderate	5
Wisconsin	Low	15
Wyoming	Low	15

METHODOLOGY AND SCORING DETAILS

Category 4: Virtual Schooling (20 Points)

- 4 points are awarded when statewide virtual schools are available.
- 4 points are awarded when multi-district, fully virtual schools are available.
- 4 point is awarded for having an online learning requirement to graduate high school.
- 4 points are awarded for having a state-level approval process for virtual schools.
- 4 points are awarded for having a state-level approval process for virtual courses.

Data Source: [The Digital Learning Collaborative](#)

SCORING DETAIL - VIRTUAL SCHOOLING

STATE	STATE VIRTUAL SCHOOL	MULTI-DISTRICT FULLY ONLINE SCHOOLS	ONLINE LEARNING REQUIREMENT FOR GRADUATION	STATE APPROVAL PROCESS FOR ONLINE PROVIDERS	STATE APPROVAL PROCESS FOR ONLINE COURSES	SCORE
Alabama	Yes	Yes	Yes	No	No	12
Alaska	No	No	No	No	No	0
Arizona	No	Yes	No	No	No	4
Arkansas	Yes	Yes	Yes	Yes	Yes	20
California	No	Yes	No	No	No	4
Colorado	Yes	Yes	No	No	No	8
Connecticut	No	No	No	No	No	0
Delaware	No	No	No	No	No	0
Florida	Yes	Yes	Yes	Yes	Yes	20
Georgia	Yes	Yes	No	No	No	8
Hawaii	No	No	No	No	No	0
Idaho	Yes	Yes	No	No	No	8
Illinois	No	No	Yes	No	No	4
Indiana	No	Yes	No	Yes	Yes	12
Iowa	No	Yes	No	No	Yes	8

STATE	STATE VIRTUAL SCHOOL	MULTI-DISTRICT FULLY ONLINE SCHOOLS	ONLINE LEARNING REQUIREMENT FOR GRADUATION	STATE APPROVAL PROCESS FOR ONLINE PROVIDERS	STATE APPROVAL PROCESS FOR ONLINE COURSES	SCORE
Kansas	No	Yes	No	Yes	No	8
Kentucky	No	No	No	Yes	No	4
Louisiana	No	Yes	No	Yes	No	8
Maine	No	Yes	No	No	No	4
Maryland	No	Yes	No	Yes	Yes	12
Massachusetts	No	Yes	No	No	No	4
Michigan	Yes	Yes	Yes	No	No	12
Minnesota	No	Yes	No	Yes	Yes	12
Mississippi	No	No	No	No	Yes	4
Missouri	No	Yes	No	Yes	Yes	12
Montana	Yes	No	No	No	No	4
Nebraska	No	No	No	No	No	0
Nevada	No	Yes	No	Yes	Yes	12
New Hampshire	Yes	Yes	No	No	No	8
New Jersey	No	No	No	No	No	0
New Mexico	No	Yes	No	No	No	4
New York	No	No	No	No	No	0
North Carolina	Yes	Yes	No	No	No	8
North Dakota	Yes	Yes	No	No	No	8
Ohio	No	Yes	No	No	No	4
Oklahoma	No	Yes	No	Yes	Yes	12
Oregon	No	Yes	No	No	No	4
Pennsylvania	No	Yes	No	No	No	4
Rhode Island	No	Yes	No	No	No	4
South Carolina	Yes	Yes	No	No	No	8
South Dakota	No	No	No	Yes	Yes	8
Tennessee	No	Yes	No	No	No	4
Texas	No	Yes	No	No	Yes	8
Utah	No	Yes	No	Yes	Yes	12
Vermont	Yes	No	No	No	No	4
Virginia	Yes	Yes	Yes	Yes	No	16
Washington	No	Yes	No	Yes	No	8
West Virginia	Yes	No	No	No	Yes	8
Wisconsin	Yes	Yes	No	No	No	8
Wyoming	No	Yes	No	Yes	Yes	12

METHODOLOGY AND SCORING DETAILS

Category 5: Open Enrollment (20 Points)

Intradistrict Open Enrollment

- 5 points are awarded for permitting intradistrict open enrollment.
- 4 points are awarded when school district participation is mandatory for any student.
- 1 point is awarded when school district participation is mandatory, but only for certain students.

Interdistrict Open Enrollment:

- 5 points are awarded for permitting interdistrict open enrollment.
- 4 points are awarded when school district participation is mandatory for any student.
- 1 point is awarded when school district participation is mandatory, but only for certain students.

Note: For both types of open enrollment policies, no points will be subtracted when student participation is restricted based on 1) capacity/size limitations or 2) desegregation orders. Additionally, no points will be subtracted when certain groups of students are prioritized for open enrollment spots so long as the school district must accept applications from all students.

Data Source: [Education Commission of the States](#)

SCORING DETAIL - OPEN ENROLLMENT

STATE	INTRA-DISTRICT	INTER-DISTRICT	TOTAL
Alabama	0	0	0
Alaska	0	0	0
Arizona	10	10	20
Arkansas	6	6	12
California	6	6	12
Colorado	10	10	20
Connecticut	5	6	11
Delaware	10	10	20
Florida	10	10	20

STATE	INTRA-DISTRICT	INTER-DISTRICT	TOTAL
Georgia	10	5	15
Hawaii	5	5	10
Idaho	10	10	20
Illinois	10	0	10
Indiana	10	5	15
Iowa	0	10	10
Kansas	0	5	5
Kentucky	0	10	10
Louisiana	6	6	12

SCORING DETAIL - OPEN ENROLLMENT

(Continued...)

STATE	INTRA-DISTRICT	INTER-DISTRICT	TOTAL
Maine	0	6	6
Maryland	0	0	0
Massachusetts	0	5	5
Michigan	6	5	11
Minnesota	0	5	5
Mississippi	0	6	6
Missouri	5	6	11
Montana	0	6	6
Nebraska	0	10	10
Nevada	0	6	6
New Hampshire	5	5	10
New Jersey	0	5	5
New Mexico	6	6	12
New York	0	5	5
North Carolina	0	0	0
North Dakota	0	5	5
Ohio	10	5	15
Oklahoma	0	10	10
Oregon	0	5	5
Pennsylvania	0	5	5
Rhode Island	0	5	5
South Carolina	0	5	5
South Dakota	10	10	20
Tennessee	10	10	20
Texas	5	5	10
Utah	10	10	20
Vermont	6	6	12
Virginia	5	0	5
Washington	10	10	20
West Virginia	10	10	20
Wisconsin	5	10	15
Wyoming	0	5	5

METHODOLOGY AND SCORING DETAILS

TieBreakers

- Step 1.** Count the number of scoring categories that were non-zero. The state with the higher number wins. For example, if state A scores a total of 20 points in one category and state B scores a total of 20 points in 3 categories, then state B wins.
- Step 2.** Look at the highest score for each state among all categories. The state with the highest number wins. For example, if state A scored a 10 points in two categories for a total of 20 points while state B scored 15 points in one category and 5 points in another, for a total of 20 points, then state B wins.
- Step 3.** Use the same procedure in step 2 but with the second highest scores.
- Step 4.** Use the same procedure in step 2 but with the third highest scores.
- Step 5.** Use the same procedure in step 2 but with the fourth highest scores.
- Step 6.** Use the same procedure in step 2 but with the fifth highest scores.

Letter Grading

In addition to its total score, each state received a letter grade that was awarded in the following manner:

- States scoring in the 95th percentile (above 85.43) received an “A”
- States scoring in the 75th-94th percentile (between 57.25 and 85.42) received a “B”
- States scoring in the 50th-74th percentile (between 42.6 and 57.24) received a “C”
- States scoring in the 25th-49th percentile (between 35.25 and 42.59) received a “D”
- States scoring in the 0-24th percentile (between 0 and 35.24) received an “F”

Financing programs were graded on the following scale:

- Programs scoring in the 90th percentile (above 17.50) received an “A”
- Programs scoring in the 80th percentile (between 12.40 and 17.49) received a “B”
- Programs scoring in the 70th percentile (between 9.20 and 12.39) received a “C”
- Programs scoring in the 60th percentile (between 5.40 and 9.19) received a “D”
- Programs scoring below the 60th percentile (between 0 and 5.39) received a “F”

All other categories were graded on the following scale:

- Scores of 20 received an “A”
- Scores between 15 and 19.99 received a “B”
- Scores between 10 and 14.99 received a “C”
- Scores between 5 and 9.99 received a “D”
- Scores below 5 received a “F”

Notes:

Partial, zero, and/or estimated scores were utilized where necessary.
The average total score among the states was 46.67 and the median was 42.6.

ALEC MODEL POLICY SOLUTIONS

For 50 years, ALEC has provided a variety of trusted model policy solutions in education freedom. Below is a selection of those model policies, which policymakers can use as resource to bring as many educational options to as many students as possible. To view these model policies, please scan the QR code at the bottom of this page.

Funding & Financing

- Hope Scholarship Act

Charter Schools

- Next Generation Charter Schools Act
- Public Charter School Authorizing and Accountability Act

Homeschooling


- Protecting Religious Homeschooling Act
- Homeschooled Student Access to Testing Act
- Resolution Supporting Homeschooling Freedom

Virtual Schooling

- Digital Teaching and Learning Plan
- Online Learning Clearinghouse Act
- Course Choice Program Act
- Statewide Online Education Act
- Virtual Public Schools Act

Open Enrollment

- Open Enrollment Act



TRUSTED SOLUTIONS IN EDUCATION FREEDOM

Scan to view ALEC's Education
Freedom Model Policies
or [visit ALEC here.](#)

ENDNOTES

1. "School Choice in America Dashboard." EdChoice. Retrieved online: <https://www.edchoice.org/school-choice-in-america-dashboard-scia/>
2. "Charter School State Resources." National Alliance for Public Charter Schools. Retrieved online: <https://publiccharters.org/charter-school-state-resources/>
3. "Homeschool Laws by State." Home School Legal Defense Association (HSLDA). Retrieved online: <https://hsllda.org/legal>
4. "DLC State Profiles." Digital Learning Collaborative. Retrieved online: <https://www.digitallearningcollab.com/state-profiles1>
5. "Open Enrollment Policies: State Profiles." Education Commission of the States. Retrieved online: <https://www.ecs.oeg/open-enrollment-policies-state-profiles/>

ALABAMA



OVERALL RANK:

22ND

OVERALL GRADE

C

FINANCING
PROGRAMS

F

CHARTER
SCHOOLS

A



HOMESCHOOLING

B

VIRTUAL
SCHOOLING

C

OPEN
ENROLLMENT

F

ALASKA



OVERALL RANK:

33RD

OVERALL GRADE

D

FINANCING
PROGRAMS

F

CHARTER
SCHOOLS

B



HOMESCHOOLING

A

VIRTUAL
SCHOOLING

F

OPEN
ENROLLMENT

F

ARIZONA



OVERALL RANK:

4TH

OVERALL GRADE

B

FINANCING
PROGRAMS

A

CHARTER
SCHOOLS

A



HOMESCHOOLING

B

VIRTUAL
SCHOOLING

F

OPEN
ENROLLMENT

A

ARKANSAS



OVERALL RANK:

2ND

OVERALL GRADE

A

FINANCING
PROGRAMS

A

CHARTER
SCHOOLS

A



HOMESCHOOLING

B

VIRTUAL
SCHOOLING

A

OPEN
ENROLLMENT

C

CALIFORNIA



OVERALL RANK:

36TH

OVERALL GRADE

D

FINANCING
PROGRAMS

F

CHARTER
SCHOOLS

D



HOMESCHOOLING

B

VIRTUAL
SCHOOLING

F

OPEN
ENROLLMENT

C

COLORADO



OVERALL RANK:

13TH

OVERALL GRADE

B

FINANCING
PROGRAMS

F

CHARTER
SCHOOLS

C



HOMESCHOOLING

B

VIRTUAL
SCHOOLING

D

OPEN
ENROLLMENT

A

CONNECTICUT



OVERALL RANK:

42ND

OVERALL GRADE

F

FINANCING
PROGRAMS

F

CHARTER
SCHOOLS

F



HOMESCHOOLING

A

VIRTUAL
SCHOOLING

F

OPEN
ENROLLMENT

C

DELAWARE



OVERALL RANK:

15TH

OVERALL GRADE

C

FINANCING
PROGRAMS

F

CHARTER
SCHOOLS

A



HOMESCHOOLING

B

VIRTUAL
SCHOOLING

F

OPEN
ENROLLMENT

A

FLORIDA



OVERALL RANK:

1ST

OVERALL GRADE

A

FINANCING
PROGRAMS

A

CHARTER
SCHOOLS

B



HOMESCHOOLING

B

VIRTUAL
SCHOOLING

A

OPEN
ENROLLMENT

A

GEORGIA



OVERALL RANK:

11TH

OVERALL GRADE

B

FINANCING
PROGRAMS

D

CHARTER
SCHOOLS

A



HOMESCHOOLING

B

VIRTUAL
SCHOOLING

D

OPEN
ENROLLMENT

B

HAWAII



OVERALL RANK:

38TH

OVERALL GRADE

F

FINANCING
PROGRAMS

F

CHARTER
SCHOOLS

A



HOMESCHOOLING

D

VIRTUAL
SCHOOLING

F

OPEN
ENROLLMENT

C

IDAHO



OVERALL RANK:

8TH

OVERALL GRADE

B

FINANCING
PROGRAMS

F

CHARTER
SCHOOLS

A



HOMESCHOOLING

A

VIRTUAL
SCHOOLING

D

OPEN
ENROLLMENT

A

ILLINOIS



OVERALL RANK:

39TH

OVERALL GRADE

F

FINANCING
PROGRAMS

F

CHARTER
SCHOOLS

F



HOMESCHOOLING

A

VIRTUAL
SCHOOLING

F

OPEN
ENROLLMENT

C

INDIANA



OVERALL RANK:

3RD

OVERALL GRADE

A

FINANCING
PROGRAMS

A

CHARTER
SCHOOLS

A



HOMESCHOOLING

A

VIRTUAL
SCHOOLING

C

OPEN
ENROLLMENT

B

IOWA



OVERALL RANK:

5TH

OVERALL GRADE

B

FINANCING
PROGRAMS

A

CHARTER
SCHOOLS

B



HOMESCHOOLING

A

VIRTUAL
SCHOOLING

D

OPEN
ENROLLMENT

C

KANSAS



OVERALL RANK:

31ST

OVERALL GRADE

D

FINANCING
PROGRAMS

F

CHARTER
SCHOOLS

C



HOMESCHOOLING

B

VIRTUAL
SCHOOLING

D

OPEN
ENROLLMENT

D

KENTUCKY



OVERALL RANK:

30TH

OVERALL GRADE

D

FINANCING
PROGRAMS

C

CHARTER
SCHOOLS

F



HOMESCHOOLING

B

VIRTUAL
SCHOOLING

F

OPEN
ENROLLMENT

C

LOUISIANA



OVERALL RANK:

14TH

OVERALL GRADE

C

FINANCING
PROGRAMS

D

CHARTER
SCHOOLS

B



HOMESCHOOLING

B

VIRTUAL
SCHOOLING

D

OPEN
ENROLLMENT

C

MAINE



OVERALL RANK:

43RD

OVERALL GRADE

F

FINANCING
PROGRAMS

F

CHARTER
SCHOOLS

C



HOMESCHOOLING

D

VIRTUAL
SCHOOLING

F

OPEN
ENROLLMENT

D

MARYLAND



OVERALL RANK:

27TH

OVERALL GRADE

D

FINANCING
PROGRAMS

F

CHARTER
SCHOOLS

B



HOMESCHOOLING

B

VIRTUAL
SCHOOLING

C

OPEN
ENROLLMENT

F

MASSACHUSETTS



OVERALL RANK:

50TH

OVERALL GRADE

F

FINANCING
PROGRAMS

F

CHARTER
SCHOOLS

D



HOMESCHOOLING

F

VIRTUAL
SCHOOLING

F

OPEN
ENROLLMENT

D

MICHIGAN



OVERALL RANK:

17TH

OVERALL GRADE

C

FINANCING
PROGRAMS

F

CHARTER
SCHOOLS

C



HOMESCHOOLING

A

VIRTUAL
SCHOOLING

C

OPEN
ENROLLMENT

C

MINNESOTA



OVERALL RANK:

28TH

OVERALL GRADE

D

FINANCING
PROGRAMS

F

CHARTER
SCHOOLS

A



HOMESCHOOLING

D

VIRTUAL
SCHOOLING

C

OPEN
ENROLLMENT

D

MISSISSIPPI



OVERALL RANK:

41ST

OVERALL GRADE

F

FINANCING
PROGRAMS

F

CHARTER
SCHOOLS

D



HOMESCHOOLING

B

VIRTUAL
SCHOOLING

F

OPEN
ENROLLMENT

D

MISSOURI



OVERALL RANK:

12TH

OVERALL GRADE

B

FINANCING
PROGRAMS

C

CHARTER
SCHOOLS

D



HOMESCHOOLING

A

VIRTUAL
SCHOOLING

C

OPEN
ENROLLMENT

C

MONTANA



OVERALL RANK:

19TH

OVERALL GRADE

C

FINANCING
PROGRAMS

C

CHARTER
SCHOOLS

B



HOMESCHOOLING

B

VIRTUAL
SCHOOLING

F

OPEN
ENROLLMENT

D

NEBRASKA



OVERALL RANK:

40TH

OVERALL GRADE

F

FINANCING
PROGRAMS

D

CHARTER
SCHOOLS

F



HOMESCHOOLING

B

VIRTUAL
SCHOOLING

F

OPEN
ENROLLMENT

C

NEVADA



OVERALL RANK:

16TH

OVERALL GRADE

C

FINANCING
PROGRAMS

F

CHARTER
SCHOOLS

A



HOMESCHOOLING

B

VIRTUAL
SCHOOLING

C

OPEN
ENROLLMENT

D

NEW HAMPSHIRE



OVERALL RANK:

20TH

OVERALL GRADE

C

FINANCING
PROGRAMS

C

CHARTER
SCHOOLS

B



HOMESCHOOLING

D

VIRTUAL
SCHOOLING

D

OPEN
ENROLLMENT

C

NEW JERSEY



OVERALL RANK:

29TH

OVERALL GRADE

D

FINANCING
PROGRAMS

F

CHARTER
SCHOOLS

B



HOMESCHOOLING

A

VIRTUAL
SCHOOLING

F

OPEN
ENROLLMENT

D

NEW MEXICO



OVERALL RANK:

37TH

OVERALL GRADE

D

FINANCING
PROGRAMS

F

CHARTER
SCHOOLS

D



HOMESCHOOLING

B

VIRTUAL
SCHOOLING

F

OPEN
ENROLLMENT

C

NEW YORK



OVERALL RANK:

48TH

OVERALL GRADE

F

FINANCING
PROGRAMS

F

CHARTER
SCHOOLS

C



HOMESCHOOLING

F

VIRTUAL
SCHOOLING

F

OPEN
ENROLLMENT

D

NORTH CAROLINA



OVERALL RANK:

35TH

OVERALL GRADE

D

FINANCING
PROGRAMS

F

CHARTER
SCHOOLS

A



HOMESCHOOLING

D

VIRTUAL
SCHOOLING

D

OPEN
ENROLLMENT

F

NORTH DAKOTA



OVERALL RANK:

46TH

OVERALL GRADE

F

FINANCING
PROGRAMS

F

CHARTER
SCHOOLS

F



HOMESCHOOLING

D

VIRTUAL
SCHOOLING

D

OPEN
ENROLLMENT

D

OHIO



OVERALL RANK:

23RD

OVERALL GRADE

C

FINANCING
PROGRAMS

B

CHARTER
SCHOOLS

D



HOMESCHOOLING

D

VIRTUAL
SCHOOLING

F

OPEN
ENROLLMENT

B

OKLAHOMA



OVERALL RANK:

7TH

OVERALL GRADE

B

FINANCING
PROGRAMS

A

CHARTER
SCHOOLS

D



HOMESCHOOLING

A

VIRTUAL
SCHOOLING

C

OPEN
ENROLLMENT

C

OREGON



OVERALL RANK:

45TH

OVERALL GRADE

F

FINANCING
PROGRAMS

F

CHARTER
SCHOOLS

C



HOMESCHOOLING

D

VIRTUAL
SCHOOLING

F

OPEN
ENROLLMENT

D

PENNSYLVANIA



OVERALL RANK:

44TH

OVERALL GRADE

F

FINANCING
PROGRAMS

F

CHARTER
SCHOOLS

C



HOMESCHOOLING

F

VIRTUAL
SCHOOLING

F

OPEN
ENROLLMENT

D

RHODE ISLAND



OVERALL RANK:

49TH

OVERALL GRADE

F

FINANCING
PROGRAMS

F

CHARTER
SCHOOLS

D



HOMESCHOOLING

F

VIRTUAL
SCHOOLING

F

OPEN
ENROLLMENT

D

SOUTH CAROLINA



OVERALL RANK:

26TH

OVERALL GRADE

D

FINANCING
PROGRAMS

C

CHARTER
SCHOOLS

B



HOMESCHOOLING

D

VIRTUAL
SCHOOLING

D

OPEN
ENROLLMENT

D

SOUTH DAKOTA



OVERALL RANK:

24TH

OVERALL GRADE

C

FINANCING
PROGRAMS

F

CHARTER
SCHOOLS

F



HOMESCHOOLING

B

VIRTUAL
SCHOOLING

D

OPEN
ENROLLMENT

A

TENNESSEE



OVERALL RANK:

6TH

OVERALL GRADE

B

FINANCING
PROGRAMS

A

CHARTER
SCHOOLS

B



HOMESCHOOLING

B

VIRTUAL
SCHOOLING

F

OPEN
ENROLLMENT

A

TEXAS



OVERALL RANK:

21ST

OVERALL GRADE

C

FINANCING
PROGRAMS

F

CHARTER
SCHOOLS

C



HOMESCHOOLING

A

VIRTUAL
SCHOOLING

D

OPEN
ENROLLMENT

C

UTAH



OVERALL RANK:

9TH

OVERALL GRADE

B

FINANCING
PROGRAMS

B

CHARTER
SCHOOLS

D



HOMESCHOOLING

B

VIRTUAL
SCHOOLING

C

OPEN
ENROLLMENT

A

VERMONT



OVERALL RANK:

47TH

OVERALL GRADE

F

FINANCING
PROGRAMS

F

CHARTER
SCHOOLS

F



HOMESCHOOLING

F

VIRTUAL
SCHOOLING

F

OPEN
ENROLLMENT

C

VIRGINIA



OVERALL RANK:

32ND

OVERALL GRADE

D

FINANCING
PROGRAMS

F

CHARTER
SCHOOLS

C



HOMESCHOOLING

D

VIRTUAL
SCHOOLING

B

OPEN
ENROLLMENT

D

WASHINGTON



OVERALL RANK:

25TH

OVERALL GRADE

C

FINANCING
PROGRAMS

F

CHARTER
SCHOOLS

C



HOMESCHOOLING

D

VIRTUAL
SCHOOLING

D

OPEN
ENROLLMENT

A

WEST VIRGINIA



OVERALL RANK:

10TH

OVERALL GRADE

B

FINANCING
PROGRAMS

A

CHARTER
SCHOOLS

C



HOMESCHOOLING

D

VIRTUAL
SCHOOLING

D

OPEN
ENROLLMENT

A

WISCONSIN



OVERALL RANK:

18TH

OVERALL GRADE

C

FINANCING
PROGRAMS

C

CHARTER
SCHOOLS

D



HOMESCHOOLING

B

VIRTUAL
SCHOOLING

D

OPEN
ENROLLMENT

B

WYOMING



OVERALL RANK:

34TH

OVERALL GRADE

D

FINANCING
PROGRAMS

F

CHARTER
SCHOOLS

D



HOMESCHOOLING

B

VIRTUAL
SCHOOLING

C

OPEN
ENROLLMENT

D

